



ENGLAND
squash



NATIONAL
SCHOOLS
CHAMPIONSHIPS

Creating an England Squash and Club Locker Account

National Schools Championships 2019-20

All players competing in this years National Schools Championships require both an England Squash account and a Club Locker account.


To create an England Squash account for your child you must first create a parent or guardian England Squash account to manage their child account

All accounts are free unless you wish to pay for England Squash membership

By creating an England Squash and Club Locker account you will be able to track you child's progress through the competition including team results and individual playing stats.

Please follow this step by step guide to create your child's account

Creating a parent/guardian England Squash account



All junior players must have an England Squash account to compete in this year's championships. To create a junior account you must first create a parent or guardian account in order to create and manage a junior player account.

If you do not already have an England Squash account, please visit the England Squash website and click the sign-up button in the top left.

If you already have an England Squash account, please skip to [step 3](#)

<https://www.englandsquash.com/signup>

Creating a parent/guardian England Squash account

Sign up for a free account

Your Details

Mr

Test Andy

Pilling

Sex* Male Female

Date of birth* 9 January 1990

andy.pilling@englandsquash.com

..... ?

.....|

Opt in to marketing ?

Opt in to partner marketing ?

By registering, you agree to the [Terms and Conditions](#).

You can view our [Privacy Policy](#) by clicking here.

Sign up for the free account using **your parent/guardian details**.

Player child accounts will be created later in the process.

Click the 'Next' button once the form has been completed.

<https://www.englandsquash.com/signup>

Log into parent/guardian England Squash account



Login

Enter your account details

andy.pilling@englandsquash.com

Password

[Forgotten password?](#)

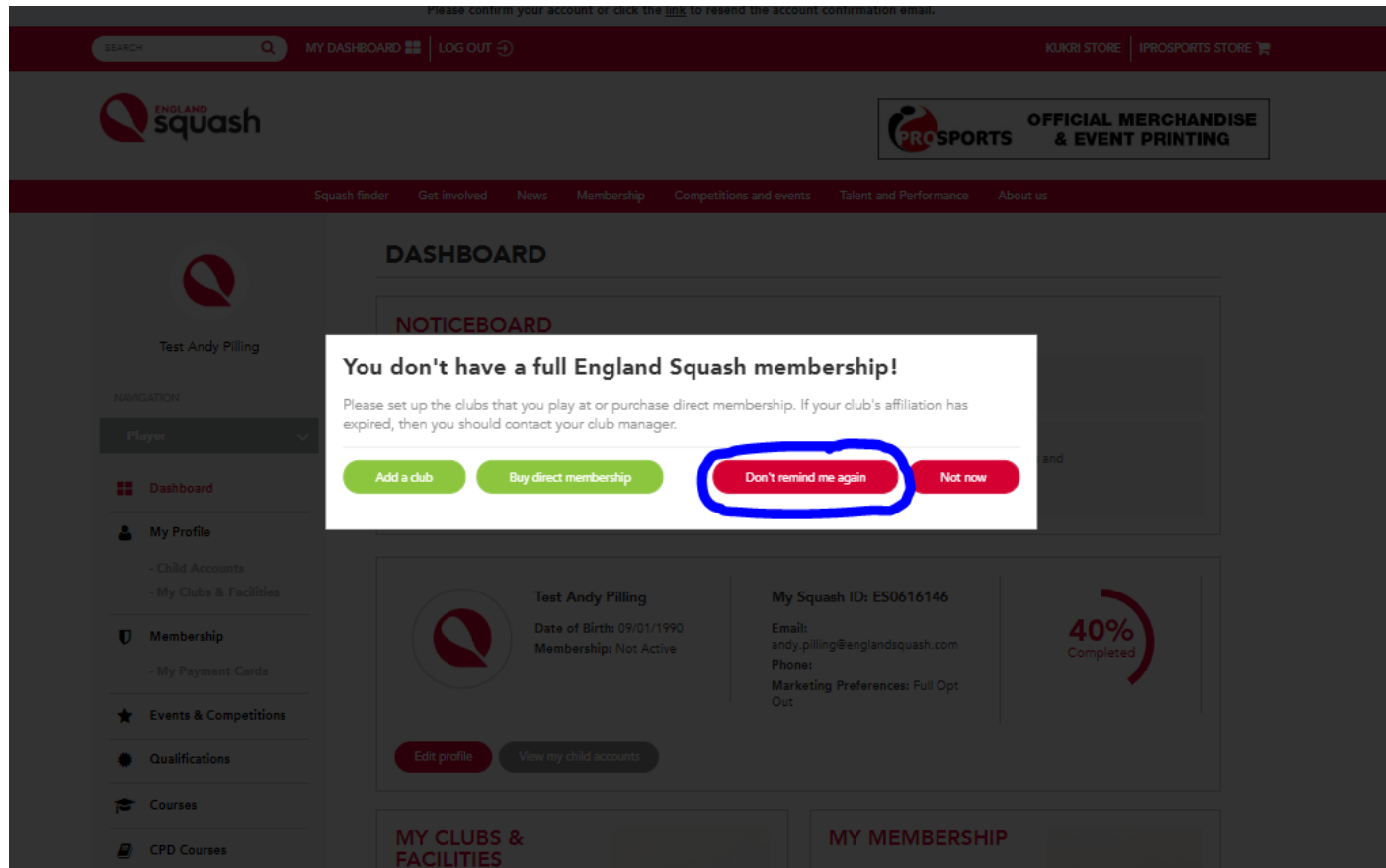
Remember me

Login

Once you have created your free parent/guardian account you will be prompted to login using your email and password. Log into your account.

- <http://englandsquash.com/login>

Log into parent/guardian England Squash account



The screenshot shows the England Squash website dashboard for a user named Andy Pilling. A notification box is displayed in the center, stating: "You don't have a full England Squash membership! Please set up the clubs that you play at or purchase direct membership. If your club's affiliation has expired, then you should contact your club manager." Below this text are four buttons: "Add a club", "Buy direct membership", "Don't remind me again", and "Not now". The "Don't remind me again" button is circled in blue. The dashboard also shows a navigation menu on the left, a profile section with details like "My Squash ID: ES0616146" and "40% Completed", and sections for "MY CLUBS & FACILITIES" and "MY MEMBERSHIP".

Once logged in you may be prompted to buy England Squash membership. This is not required for you or your child to compete in the National Schools so please click 'Don't remind me again' if you do not wish to purchase a membership.

Creating your child's England Squash account

- You have now created you parent/guardian account
- Please follow the next steps to create a Child account with a linked Club Locker account

Creating a child England Squash account

Squash finder Get involved News Membership Competitions and events Talent and Performance About us

DASHBOARD

NOTICEBOARD

MEMBERSHIP BENEFITS (Members only)
[View your benefits](#)

WATCH: How to make the most of your player dashboard
We talk you through how to activate your account, how to manage your clubs and how to access your benefits and resources.
[Watch now](#)

Test Andy Pilling
Date of Birth: 09/01/1990
Membership: Not Active

My Squash ID: ES0616146
Email: andy.pilling@englandsquash.com
Phone:
Marketing Preferences: Full Opt Out

40% Completed

[Edit profile](#) [View my child accounts](#)

MY CLUBS & FACILITIES
Manage the clubs and facilities you are part of.
Primary club: None
[Manage my clubs & facilities](#)

MY MEMBERSHIP
Membership Status: Not Active
[View membership](#)

NAVIGATION
Player ▾
Dashboard
My Profile
Child Accounts
My Clubs & Facilities
Membership
My Payment Cards
Events & Competitions
Qualifications
Courses
CPD Courses
Player Benefits & Resources

Stay logged into your parent/guardian account. On the left hand side you should see your 'Dashboard' and the option for 'Child Accounts' as highlighted to the left.

Click on 'Child Accounts'

Creating a child England Squash account

The screenshot shows the England Squash website interface. At the top, there is a red navigation bar with a search field, 'MY DASHBOARD', 'LOG OUT', 'KUKRI STORE', and 'I PROSPORTS STORE'. Below this is the England Squash logo and the 'KUKRI OFFICIAL CLOTHING' logo. A secondary red navigation bar contains links for 'Squash finder', 'Get involved', 'News', 'Membership', 'Competitions and events', 'Talent and Performance', and 'About us'. The main content area is titled 'MY PROFILE' and features a sidebar on the left with a user profile for 'Test Andy Pilling' and a navigation menu. The 'My Profile' menu includes 'Dashboard', 'My Profile', 'Child Accounts', 'My Clubs & Facilities', 'Membership', 'My Payment Cards', 'Events & Competitions', 'Qualifications', 'Courses', and 'CPD Courses'. The main content area has a 'CHILD ACCOUNTS' section with a background image of a squash player. Below this is a 'My Child Accounts' section containing an 'Add New Child Account' button (highlighted in yellow) and a 'Recover Child Account' button.

If you already have a child account attached to your profile their name will appear here.

If you are creating an England Squash account for your child, please click the option 'Add New Child Account'

Creating a child England Squash account

Add New Child Account

First Name: JR Andy Last Name: Pilling

Nationality: English Sex: M

Date of Birth: 09/01/2010

Child Account Activation

I confirm that I am the parent/legal guardian of the member and that I am managing this account on their behalf (or I confirm that I have the consent of the parent/legal guardian of the member to manage the account on the member's behalf).

Please read England Squash's [privacy policy](#) carefully, on behalf of the junior member, to understand how the personal data relating to this member will be handled by England Squash.

[Create account without creating a Club Locker account](#)

Club Locker account consent

To enter competitions and events for this child member you will both require a Club Locker account. NOTE: You must have activated this account above in order to create an account.

I confirm that I would like to create an account for this user in Club Locker.

As the parent/guardian of these member(s), we will automatically create you an account (if you don't have one already) using your England Squash details, so that you can access Club Locker and enter events for your linked junior accounts. You will use your parent account to access and enter events for your junior accounts in Club Locker.

[Activate account and create linked Club Locker account](#)

[Recover Child Account](#)

A drop-down menu will appear. Please type in the player details here.

You will be presented two options;

Child Account Activation

Club Locker Account Consent

Please tick both boxes. This will create both the England Squash account and the Club Locker account in one go.

Creating a child England Squash account and Club Locker account

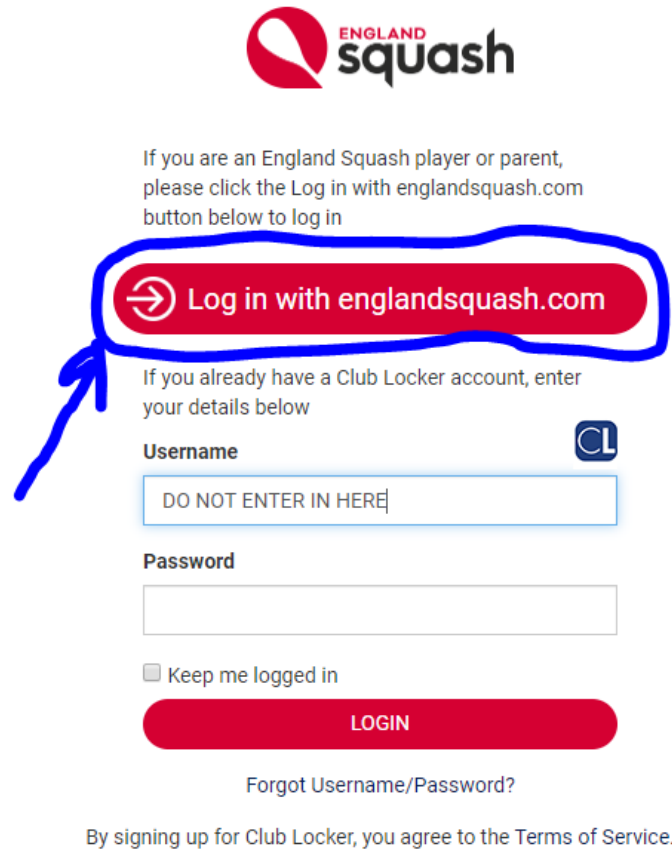
The screenshot shows the 'Add New Child Account' form. On the left is a navigation menu with items: My Profile, Child Accounts, My Clubs & Facilities, Membership, My Payment Cards, Events & Competitions, Qualifications, Courses, CPD Courses, and Player Benefits & Resources. The form itself has a red header and contains the following fields: First Name (JR Andy), Last Name (Pilling), Nationality (English), Sex (M), and Date of Birth (09/01/2010). Below these are two sections: 'Child Account Activation' and 'Club Locker account consent'. In the 'Child Account Activation' section, a checkbox with a red checkmark is circled in blue. Below it is a red button labeled 'Create account without creating a Club Locker account'. In the 'Club Locker account consent' section, another checkbox with a red checkmark is circled in blue. Below it is a red button labeled 'Activate account and create linked Club Locker account', which is also circled in blue. At the bottom of the form is a red button labeled 'Recover Child Account'.


Once both boxes have been ticked, two red buttons will become visible.

Please only click on the button which says;

'Activate account and create linked Club Locker account'

Creating a linked Club Locker account






If you are an England Squash player or parent, please click the Log in with englandsquash.com button below to log in

[→ Log in with englandsquash.com](#)

If you already have a Club Locker account, enter your details below

Username 

Password

Keep me logged in

[LOGIN](#)

[Forgot Username/Password?](#)

By signing up for Club Locker, you agree to the [Terms of Service](#).

You will now be redirected to Club Locker to create a child account linked to your England Squash account.

The page will look like the image to the left. Please click on the red button which says;

‘Log in with englandsquash.com’

Creating a linked Club Locker account

England Squash Child accounts:

You have 2 England Squash child account(s) without Club Locker profiles. Click "Create" to set them up!

Name	account
JR Andy Pilling	No Club Locker profile
JR Andy Pilling	No Club Locker profile

Club Locker Agreement(s):

- I have read and agree to the [Club Locker Cookie Policy](#)
- I have read and agree to the [Club Locker End User License Agreement](#)
- I have read and agree to the [Club Locker Terms and Conditions](#)

England Squash Agreement(s):

- I have read and agree to the [England Squash Code of Conduct](#)

Create Club Locker Accounts

You will now see the players linked to your England Squash account listed. To create their Club Locker accounts please tick the terms and conditions boxes.

A button will become visible at the bottom;

‘Create Club Locker Account’

Please click this button.

Creating a linked Club Locker account

England Squash Child accounts:

All set! You have no England Squash child accounts without Club Locker profiles.

Name	account
JR Andy Pilling	Go to Club Locker Profile
JR Andy Pilling	Go to Club Locker Profile

Club Locker Agreement(s):

- I have read and agree to the [Club Locker Cookie Policy](#)
- I have read and agree to the [Club Locker End User License Agreement](#)
- I have read and agree to the [Club Locker Terms and Conditions](#)

England Squash Agreement(s):

- I have read and agree to the [England Squash Code of Conduct](#)

[Create Club Locker Accounts](#)

All set! You will see a message confirming that your child accounts on both England Squash and Club Locker have been created.

You are all set! Thank you for creating your child's England Squash and Club Locker account.

Please ~~confirm with your~~ team manager that your Club Locker account has now been created.