

---

# ENGLAND SQUASH APP

## HOW - TO GUIDE



---

## England Squash App - why use the England Squash app

The England Squash app is for coaches and leaders who deliver England Squash participation programmes (Squash 101, Squash Girls Can, Squash 57 and Junior 101). It is designed to help them access resources and support and to record important details of their sessions.

These participation programmes are funded by Sport England and England Squash are required to report back participant numbers in order to demonstrate the progress the sport is making. That all important data is collected via the England Squash app.

England Squash will use the data to track the impact the programmes are having, communicate with session leaders and offer support, rewards and recognition to those that are helping us to grow the game.

---

---

## England Squash App - how to log in

Open your internet browser and go to - <https://101.englandsquash.com>

Log in using your England Squash website details (email address and password).  
Forgotten your password? Select 'Forgot password' and follow the prompts to reset it.

The first time you log in you'll need to agree to the data processing conditions. Select the agree box at the bottom to proceed.

The app is a web based app, so you will need to follow the web link, you won't find the app in your phone's app store.

You can add the app to your phones homescreen for easy access.

# England Squash App – add the app to your phone homescreen

I-phone

Step 1.

Open safari and go to <http://101.englandsquash.com>


Step 2.

Click on the share button at the bottom of your phone.



Step 3.

You will be presented with the share options as shown, click on the 'Add to Home Screen Button'.




From other phones

Step 1.

Open Chrome and go to <http://101.englandsquash.com>

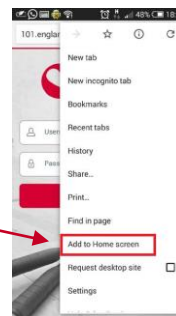
Step 2.

Click on the menu button in the top right of your phone.



Step 3.

You will be presented with the menu options, click on 'Add to Home Screen'



This will create an app style icon on your home screen to easily access The England Squash app.

---

## England Squash App



Once added to your homescreen, the app will be accessible through the red shortcut icon shown above.

---

## England Squash App - homepage

Use the menu icon in the top right corner to access the full drop-down menu.

Or use the 4 shortcut buttons to access the key app content:

- The Leaderboard
- Your sessions (including to add a new session)
- Your profile
- And to access the resources



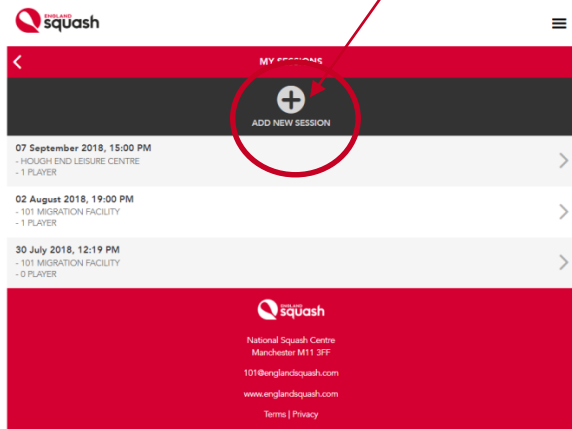
## England Squash App - add your sessions

Step 1.

Select 'my sessions' from the homepage.


Step 2.

Select 'add new session'.



Step 3.

Complete the details: select which type of session you are delivering, the date and the venue then press 'save'.

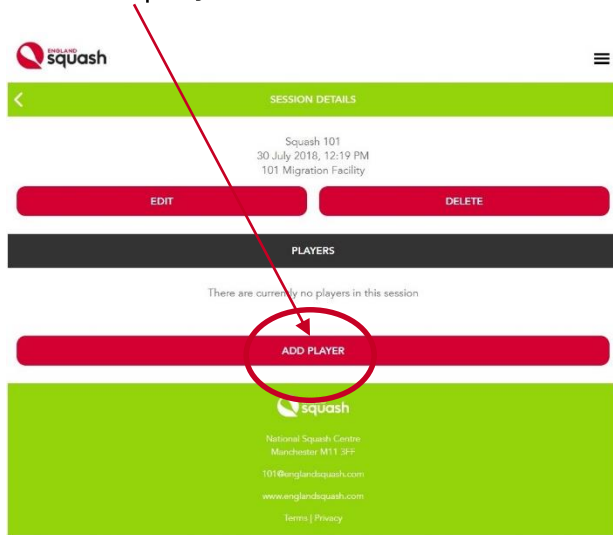


*Tip! – It's easier to add a number of sessions all at once before your session starts. Then, when you arrive to deliver a session, you can select the session you've added and simply add the players.*

# England Squash App - adding players to your session

Step 1.

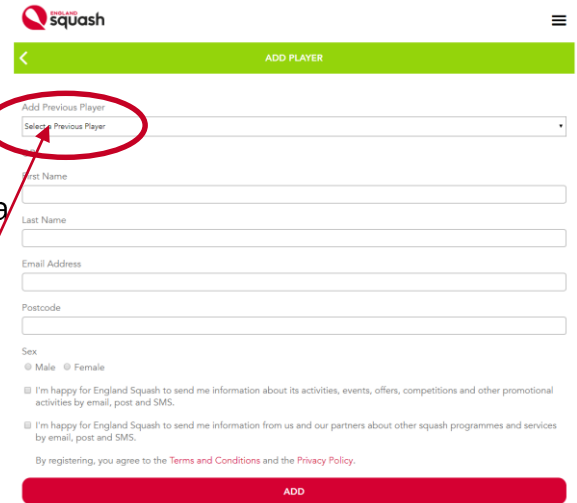
Select 'Add player'.



Step 2.

To comply with GDPR legislation, it is essential that you hand your mobile device to any new player and ask them to complete their own details. Players will only need to do this once, then their information is stored in the app.

For players who have been to your session before, you can select a player's name from the drop down menu.





---

## England Squash App - FAQs on adding players

### **Why do you need the email addresses of players?**

*This enables us to identify unique participants and to communicate with them from time to time. Players can choose to remain opted- out of the email marketing options, if they do they won't ever receive any communication from England Squash or our partners.*

### **Why do I need to give my player the phone to complete their details.**

*This is to ensure you comply with new GDPR (data protection) regulations. The player themselves must enter this information so they are aware that they are giving their data and can choose whether to opt-in to any email marketing.*

### **My players don't want to add their data to the app.**

*For any England Squash supported programme, the app must be used to record the sessions. The funding for these programmes comes from Sport England and the app is the agreed method for reporting on the impact of their investment. It can be explained to the players that you are delivering an England Squash programme and as the coach/leader you have to report using the app to satisfy the funding criteria.*

### **I don't have time to use the app at my sessions.**

*By adding your sessions to the app in advance you will save time on the day as you will only have to add the players. Some leaders and coaches have found that asking one of their regular participants to take responsibility for ensuring everyone is registered is a good way to get everyone on the app while the coach set up the session.*

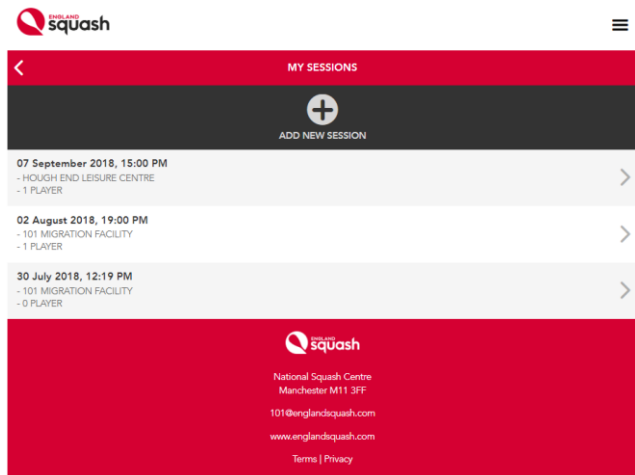
# England Squash App - edit your sessions

Step 1.

On the homepage go to 'my sessions'.

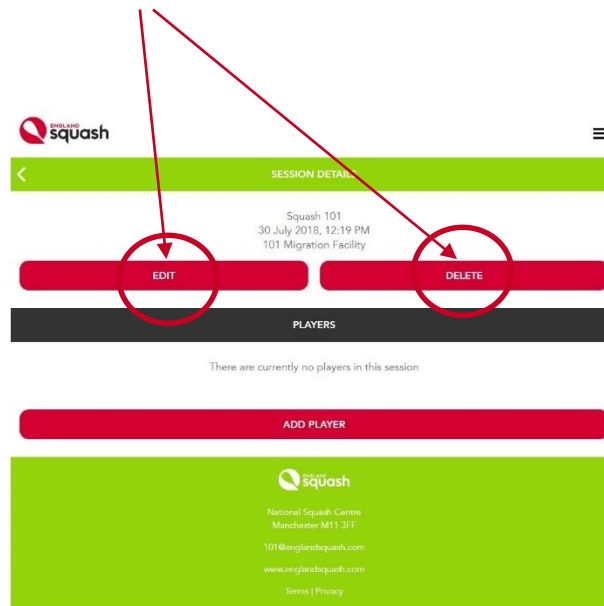
Step 2.

Select the session that you wish to edit from the list on the left hand side.



Step 3.

Select the edit button to change any of the details, or the delete button to remove the session.



---

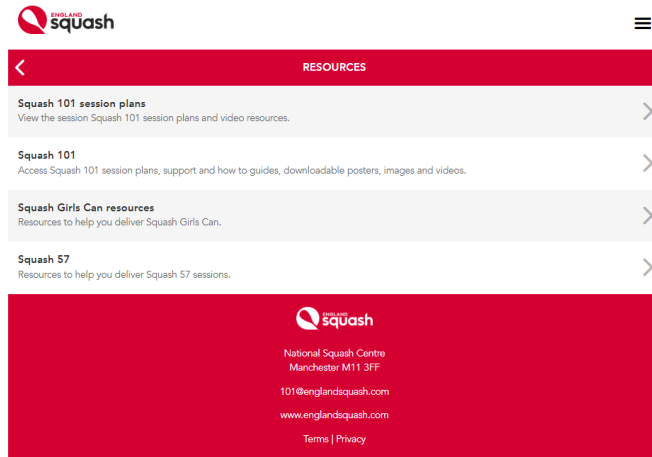
# England Squash App - access resources

Step 1.

Select the 'resources' button on the homepage.

Step 2.

Select the type of resource you would like to access from the list on the left hand side.



The resources available include:

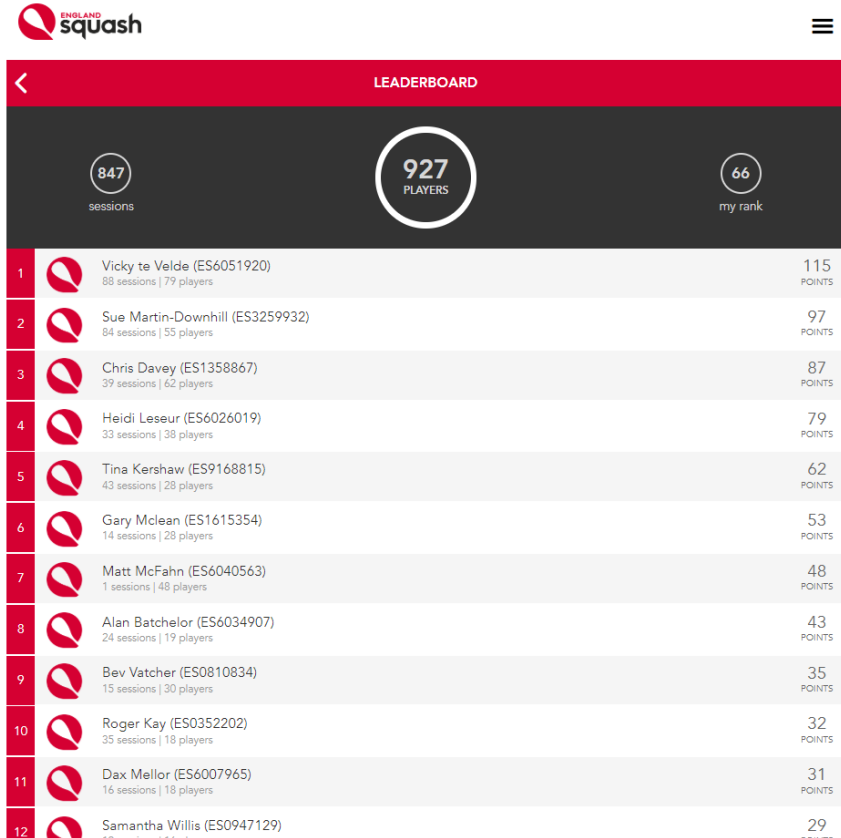
- Squash 101 session plans and demonstration videos.
- Downloadable, editable posters.
- Videos that can be watched through the app or download (e.g. for use on social media).
- 'How to' guides.
- Images and logos to download and use for Squash Girls Can, Squash 101 and Squash 57.

## England Squash App - leaderboard

Coaches and leaders accrue points to move up or down the leaderboard.

- Every time a coach or leader records a new participant they are awarded 1 point.
- When a participant attends their 5<sup>th</sup> session the coach or leader is awarded 1 additional point.

Periodically, England Squash will be rewarding leaders that are doing well, so keep an eye out for competitions and exclusive offers.



The screenshot shows the 'LEADERBOARD' screen in the England Squash app. At the top, there are three statistics: 847 sessions, 927 PLAYERS (highlighted in a white circle), and 66 my rank. Below this is a list of 12 participants, each with a red circular icon containing a white squash ball, their name, ID, sessions, players, and points.

Rank	Name (ID)	Sessions	Players	Points
1	Vicky te Velde (ES6051920)	88	79	115
2	Sue Martin-Downhill (ES3259932)	84	55	97
3	Chris Davey (ES1358867)	39	42	87
4	Heidi Leseur (ES6026019)	33	38	79
5	Tina Kershaw (ES9168815)	43	28	62
6	Gary Mclean (ES1615354)	14	28	53
7	Matt McFahn (ES6040563)	1	48	48
8	Alan Batchelor (ES6034907)	24	19	43
9	Bev Vatcher (ES0810834)	15	30	35
10	Roger Kay (ES0352202)	35	18	32
11	Dax Mellor (ES6007965)	16	18	31
12	Samantha Willis (ES0947129)	1	1	29

---

## England Squash App - rewards and incentives

Throughout the year we will offer a range of rewards and incentives for coaches and leaders, examples of which might include:

- Competitions e.g run over a set time period will enable all leaders to be in with a chance of winning prizes.
- Spot prizes for coaches and leaders who have moved up the leaderboard, been proactive in attracting a number of new players, and for those at the top of the leaderboard.

We will also add new resources, session plans and guidance to assist you with sessions so please check in regularly.

Any questions please get in touch: [participation@englandsquash.com](mailto:participation@englandsquash.com)